

HOME STYLE PATTERN BOOK

MISSION REVIVAL

A Spanish Colonial Selection from the Andersen Style Library

HOME STYLE PATTERN BOOK

MISSION REVIVAL

A Spanish Colonial Selection from the Andersen Style Library

Mission Revival Home Style Overview.....	4	Door Proportions.....	16
Quintessential Windows & Doors.....	6	Entries with Trim.....	17
Colors & Finishes.....	8	Window & Door Hardware.....	18
Primary Windows.....	10	Exterior Trim Style Elements.....	20
Accent Windows.....	11	Interior Trim Style Elements.....	22
Window Groupings.....	12	Interior Room Trim Example.....	24
Sash & Grille Design.....	14	Product Index.....	25
Grille Patterns.....	15		

ARCHITECTURAL AUTHENTICITY MADE EASY

Achieve authentic architectural style with A-Series products that were developed in conjunction with leading architects. These windows and doors feature a unique system of options that work seamlessly together, allowing you to produce virtually any style with ease.

E-Series windows and doors are made to your exact specifications and give you unmatched design freedom within the architectural style you've chosen. They allow you to create dramatic shapes and sizes, and feature 50 standard colors, custom colors, plus a wide range of interior wood species.

Andersen offers you the tools and products that make it easier to design and build today's most popular, time-proven architectural styles.



Craftsman Bungalow



International Modern



Tudor

ANDERSEN HOME STYLE PATTERN BOOKS

Since ancient Roman times, architects have relied on the use of pattern books to outline the principles and formulas of architectural styles.

These early documents recorded the building patterns that were deemed to be best, and were important tools for architects of the day in their communication with other architects, as well as builders, clients, rulers and politicians.

Today, there is a renewed interest in pattern books as planners and developers look to build new communities by learning from the successes of the past. Andersen is committed to making this type of great architectural design more attainable through our products, tools and services.

The result of years of research, pattern books from the Andersen Style Library present the quintessential architectural details of the most popular American home styles, with an emphasis on window and door design options. With these books, Andersen makes it easier for architects, builders and homeowners to communicate with a common language, and to confidently design, build and live in a home of distinction.

For more information on the Andersen Style Library, visit andersenwindows.com/stylelibrary.



Georgian/Federal

Spanish Colonial Revival

American Farmhouse

THE MISSION REVIVAL HOME



Inspired by Spanish mission churches built in the early 1600s, Mission Revival style architecture first appeared in California in approximately 1885.

By the mid 1890s, the style had spread throughout the American Southwest, due in part to the Santa Fe and Southern Pacific Railroads. They had built a series of train stations and resort hotels throughout the southwest based on the style. Mission Revival style architecture enjoyed further attention in 1893 when the California Building at the World's Columbian Exposition in Chicago was built in this style.

In California, however, the style flourished primarily because it was original and uninfluenced by east coast architecture that had been brought westward as a result of the 1849 Gold Rush.

Instead of the finely detailed styling of eastern United States architecture, the Mission Revival style was a splash of boldness. With its large, arched openings and unadorned expanses of whitewashed stucco, it was a statement of both independence and beauty. A statement that still has a strong voice in American architecture today.




ESSENTIAL STYLE ELEMENTS

- Gables with curvilinear parapet walls
- Low-pitched, red tile hipped roofs
- Open eaves with exposed brackets
- Prominent one-story porches with arched openings
- Often a tower or a form suggestive of a tower
- Visor roofs common below dormers or parapets
- Typically two stories with smooth, usually white, stucco



EXTERIOR COLOR PALETTE



Colony White



Coffee Bean



Sandtone



Mallard Green



Slate



Cinnamon Toast



Black



QUINTESSENTIAL WINDOWS

Both double-hung and French casement windows are common in Mission Revival style homes. Occasionally both window types can be seen in the same house. When double-hung windows are used, grilles usually divide the upper sash into individual panes that are square or close to square. Typical arrangements are 9-over-1, 6-over-1 and 12-over-1. Regardless of window type, main floor windows are usually taller than upper story windows. To meet egress code requirements* in most areas, double-hung windows may need to be replaced with casement windows.



Double-hung exterior



Double-hung interior

Andersen Authenticity

Andersen offers a 2 ¼" wide grille that can be positioned horizontally across a casement window to simulate the check rail on a double-hung window.

*Properly measure the clear openings of both double-hung windows and casement windows to determine if they meet local building code requirements. See your building code official for local building code requirements.

QUINTESSENTIAL DOORS

The main door is often a simple plank entrance door with either an arched or a flat top. Main doors are usually single doors. Mission Revival style homes may also feature many side doors that provide access to porches and verandas. These doors are often similar in appearance to the main door, although they may be narrower or shorter. French doors are usually used to provide access to porches and verandas, creating a visual connection between the interior and exterior. Both main entry and side doors are commonly set deep within the wall from the exterior, which emphasizes the wall's thickness. Hardware is accentuated and usually appears to be hand forged, making heavy iron hinges and hardware appropriate. Doors also often have a peephole or a small window covered with iron grillwork.



Main entry door exterior



Auxiliary patio door exterior

COLORS & FINISHES

Windows are frequently dark brown or another earthy color that contrasts with the usually white stucco walls. However, a variety of colors may be used for trim. While the window frame and trim are typically the same color, the sash is sometimes a different color. When a different color is used for the sash, it is typically a dark color.

WINDOW/DOOR EXTERIOR AND EXTERIOR TRIM

Color Palette




WINDOW/DOOR INTERIOR

Wood Species



WINDOW/DOOR INTERIOR

Stain Colors















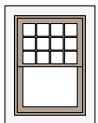




















COLOR COMBINATIONS

Andersen Authenticity

Andersen® E-Series windows are available in custom colors, making it easy to match other exterior building materials, vary colors to suit your taste and complement your color palette.

To match existing interiors, E-Series products allow you to specify virtually any wood species in a range of finishes. Or choose a custom stain for an exact match.

		EXTERIOR TRIM COLOR						
								
		Coffee Bean	Colony White	Sandtone	Mallard Green	Slate	Cinnamon Toast	Black
WINDOW/DOOR COLOR								
								
								
								
								
								
								

Note: This chart is intended to show general color combinations whether the sash and frame are the same color, and the trim is a unique color or the trim and frame are the same color and the sash is a unique color.

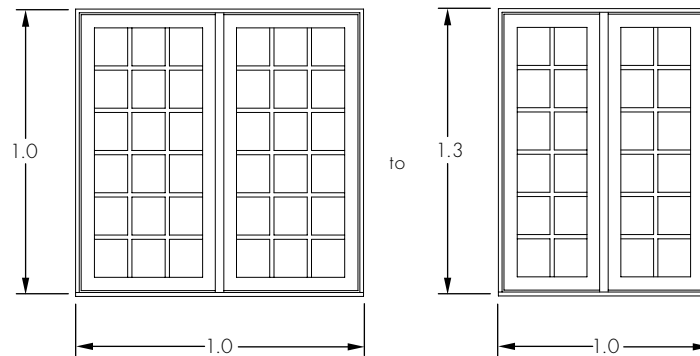
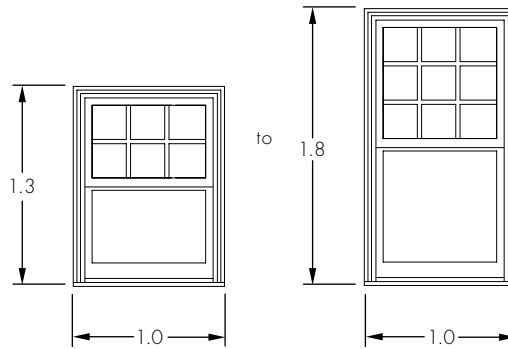
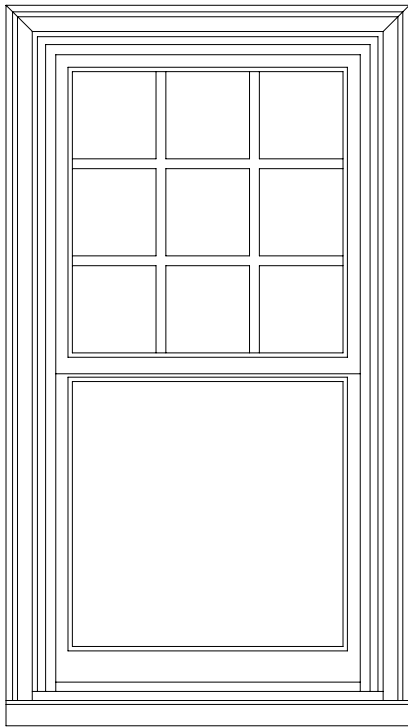
PRIMARY WINDOWS

The majority of Mission Revival style homes have double-hung windows. They are most commonly used as individual, standalone windows, but may also be grouped in various combinations. Double-hung window proportions typically range between 1:1.3 and 1:8. French casement windows are also common, either replacing double-hung windows in some homes, or being used with double-hung windows within the same house. These windows typically range from 1:1 to 1:1.3. Guidelines for primary windows are as follows:

- All windows in Mission Revival style homes are vertically proportioned with the exception of accent windows (see “Accent Windows” on the next page)
- Individual glass panes are square or close to square and are equally sized or within 12% of each other
- Main floor windows are often taller than the windows on upper floors

QUINTESENTIAL PRIMARY WINDOW WITH TRIM

Typical Proportion Ratios



Andersen Authenticity

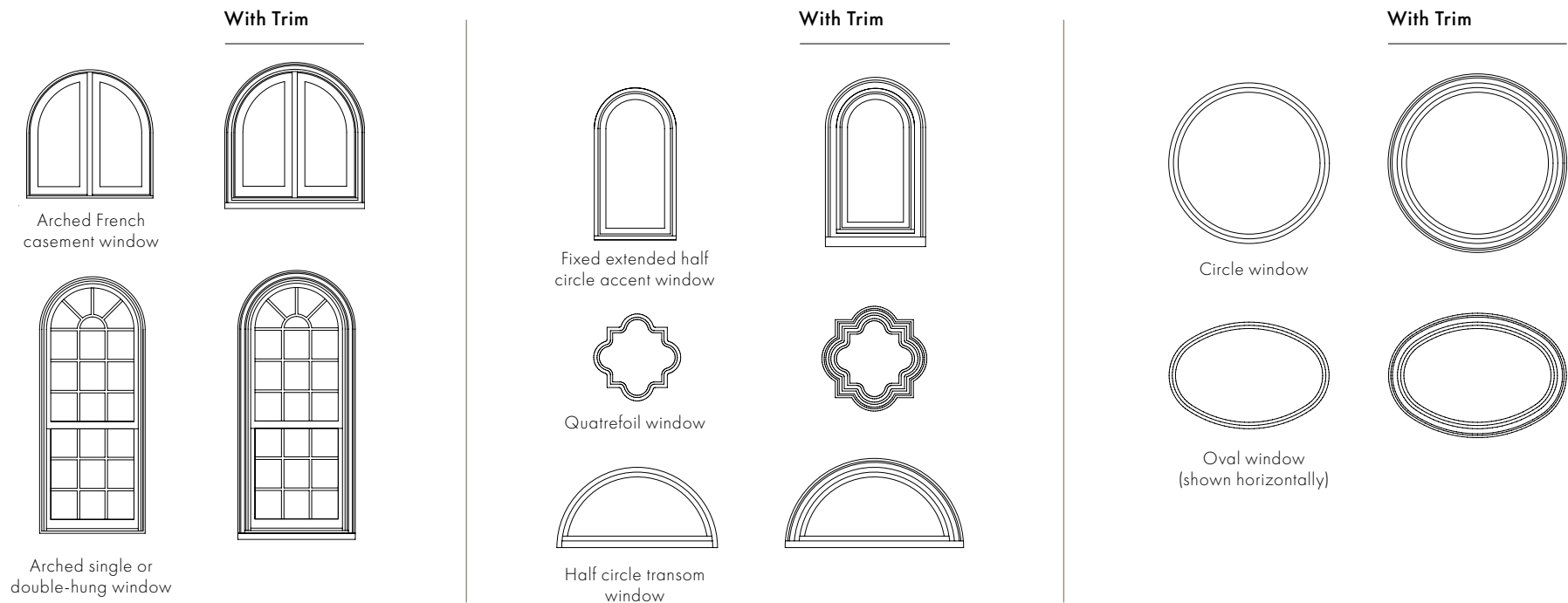
Most Andersen® windows are available in custom sizes. Both the primary windows shown here and the accent windows shown on the next page can be ordered to the specifications your Mission Revival style designs require.

ACCENT WINDOWS

Mission Revival style homes offer opportunities for a variety of accent windows. Windows with arches are particularly common and may be of several window types, including casement, French casement, picture and double-hung windows. Both large and small sizes may be used as focal points and accents. Arched casement, double-hung, and picture windows are proportioned in the range of 1:2 to 1:3.

Other common accent window shapes include quatrefoil, circle, half circle, and horizontal oval. Often, these accent windows are surrounded by stone trim. They are sometimes used as a single pane, but they can also be divided into other patterns with grilles. They are most frequently placed in the curvilinear gable walls that are commonly found in Mission Revival style homes. However, these smaller accent windows can be used in almost any wall surface.

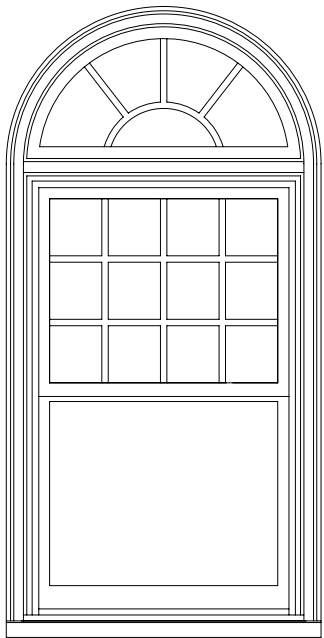
QUINTESSENTIAL ACCENT WINDOWS



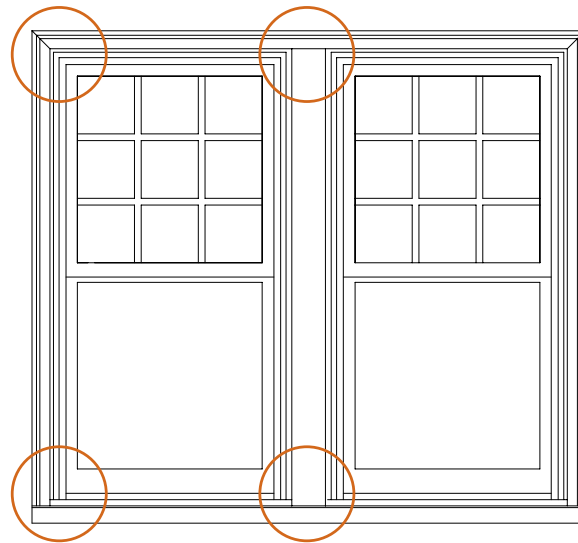
WINDOW GROUPINGS

The most common double-hung window grouping consists of two or three units grouped side-by-side. A variation on this approach is three double-hung windows grouped together with a center window that's wider than the two flanking windows. The windows are separated by a wide mull spacing in order to mimic the weight pocket area found on historical double-hung windows. These groupings are used on both the main and upper floors. Another common grouping places an arched transom window above a casement, a French casement or a double-hung window. In this configuration, a narrow mull is used between the windows to help create the effect of it being one single unit.

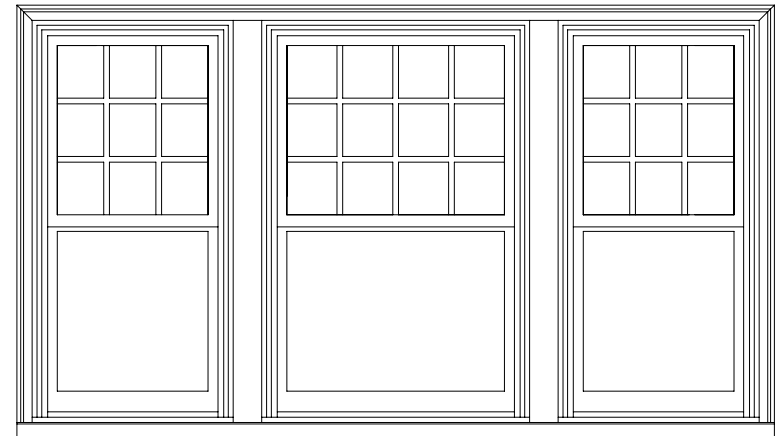
Occasionally, windows are grouped to create a semicircular arrangement (see next page). Most commonly, this arrangement has either two flattened arched casement windows or two flattened arched double-hung windows or a flattened arched French casement window in the center. These windows are then flanked by arched picture windows. The arches of the flanking windows continue the arch radius of the center windows so that the overall arrangement creates a semicircle. The windows are usually connected with a wider mull. Typically, this type of grouping is often found in the curvilinear gable wall of a large dormer.



Double-hung window and arched transom grouping used to simulate a single arched window.



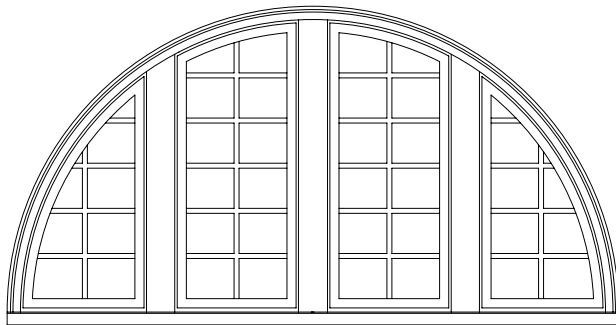
Two double-hung windows with wide mullion.
Circled areas—See Typical Trim Conditions on page 13.



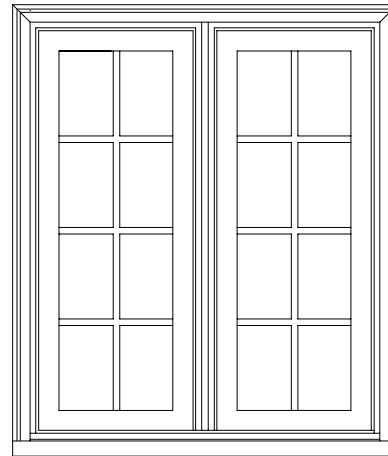
Two small double-hung windows grouped with a larger center double-hung window with wide mullions.

TYPICAL TRIM CONDITIONS

Window trim on Mission Revival style homes is minimal. Historically, since windows and doors were recessed into the exterior wall, standard 2" brick mould profile with a sill was typical. Sometimes the brick mould was eliminated and the exterior stucco finish returned into the frame. For homes with windows and doors that aren't recessed, slightly larger flat trim can be used.



Two arched casement windows grouped with arched picture windows with wide mullions in semicircular arrangement.



Two casement windows mullioned together with a narrow mullion to simulate a standard French casement unit.

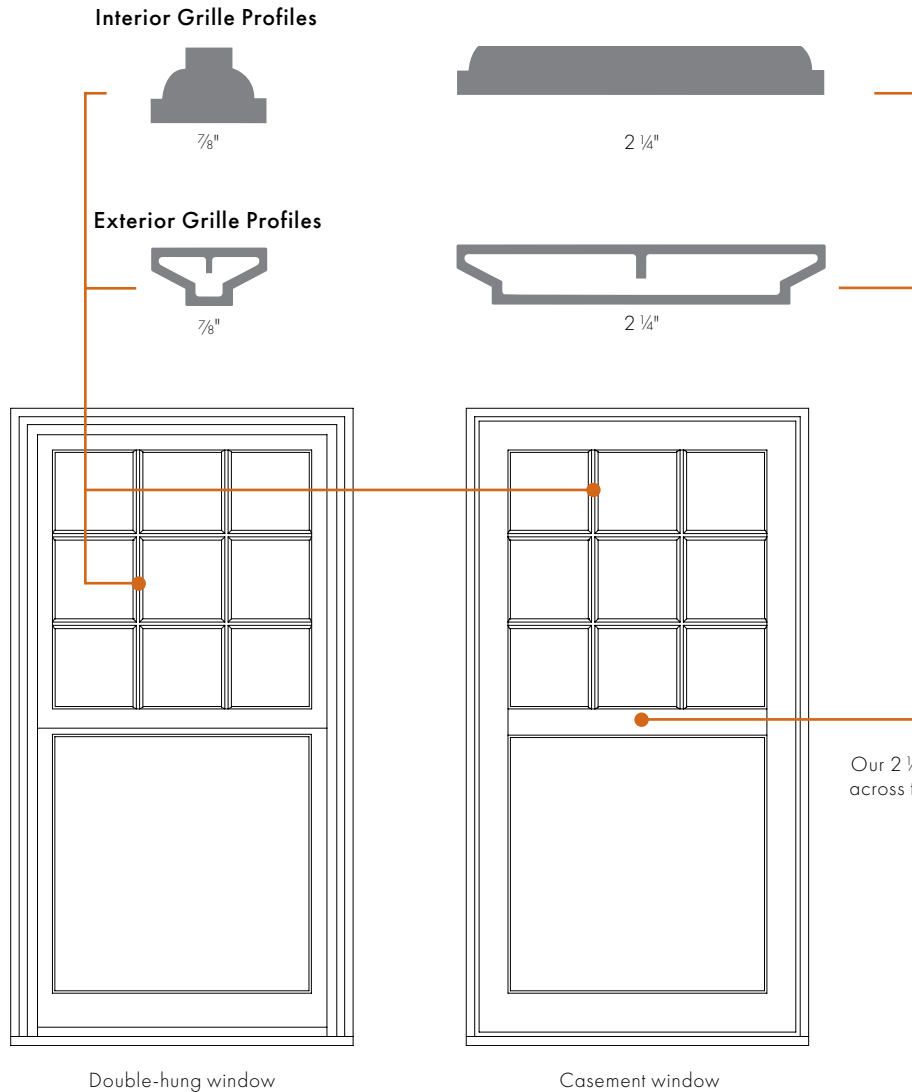
Andersen Authenticity

Andersen offers authentic French casement windows without the center mullion to help create historically accurate Mission Revival style homes.

	Jamb	Vertical Mullion
Head		
Horizontal Mullion		
Sill		
Horizontal Section		
Vertical Section		

SASH & GRILLE DESIGN

Since window grilles on Mission Revival style homes were historically narrow, $\frac{3}{4}$ " grille widths look most authentic. In the original Spanish Colonial Missions that served as the models for the Mission Revival style, glass size was limited. As a result, the small panes of glass were joined together by muntin bars into rows and columns within the sash. By the advent of the Mission Revival style, glass technology had advanced to the point that it was possible to have windows with a single, larger glass pane. Typically, these windows have smaller windows placed above them for a decorative effect.



Andersen Authenticity

Andersen® E-Series windows feature the following sash and grille details for architectural authenticity:

- A deep glass setback for historical accuracy
- Grille profile faces are flush with the sash face to simulate traditional wood muntins
- Exterior grille profiles simulate the look of putty glazing on a historic window

Andersen products allow you to specify custom grille patterns, making it easy to create an exact match in historical applications.

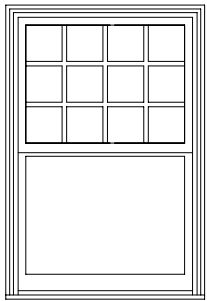
Our 2 1/4" wide grille can be positioned horizontally across the center of a casement window to simulate the look of a double-hung window.

GRILLE PATTERNS


The upper sash of Mission Revival style double-hung windows is typically divided into individual panes by grilles, while the lower sash has no grilles. The individual panes are usually square or close to square. For windows of different sizes within the same home, pane sizes should vary by no more than 12%. Common arrangements are 9-over-1, 12-over-1, and 6-over-1. French casement windows feature the same square panes found in double-hung windows. In some cases, grilles are used only at the top of the French casement's sash to create two or three rows of smaller panes above a single larger pane, simulating the look of a double-hung window.

ALTERNATIVE DOUBLE-HUNG WINDOW GRILLE PATTERNS

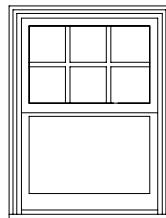
Primary Windows



12-over-1



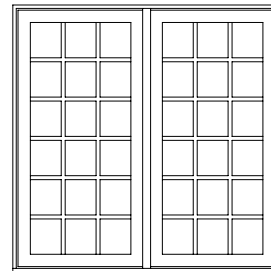
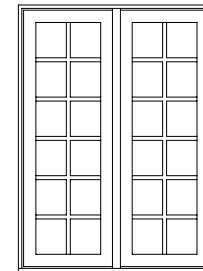

9-over-1



6-over-1

ALTERNATIVE CASEMENT WINDOW GRILLE PATTERNS

Primary Windows

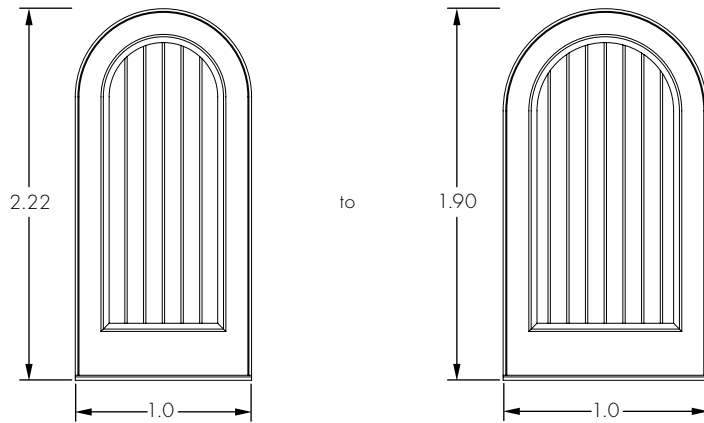
French casement window with
three-wide pane patternFrench casement window with
two-wide pane patternFrench casement window with
grilles in upper third only

DOOR PROPORTIONS

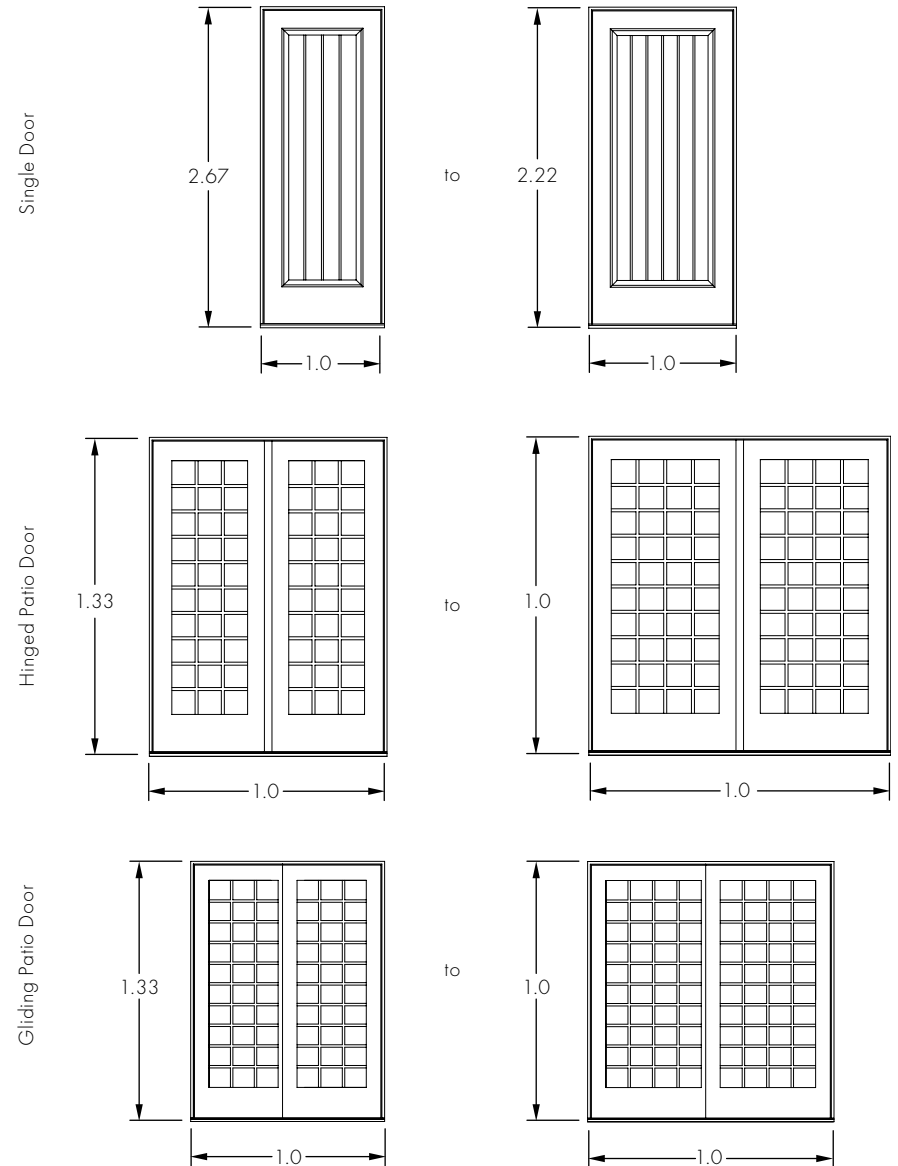
Mission Revival style homes usually have single main doors. They are often wood plank doors and are either nail studded or feature decorative ironwork. Side doors are usually similar to the main door but may be narrower and also shorter if the main door is tall.

Auxiliary doors that open to porches or verandas are usually French style in order to provide a visual connection between the interior and the exterior.

Typical proportion ratios – Main doors

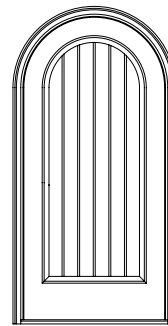


Typical proportion ratios – Auxiliary doors




MAIN ENTRIES WITH TRIM


Main entry doors on Mission Revival style homes usually do not include windows and sidelights. However, they can be incorporated by using a door with a flattened arch flanked by sidelights that continue the arched shape, creating a grouping with an arched shape. As is the case with windows, entry doors are typically recessed into the exterior wall and trimmed with 2" brick mould.




Main door




Single door with sidelights



Side door



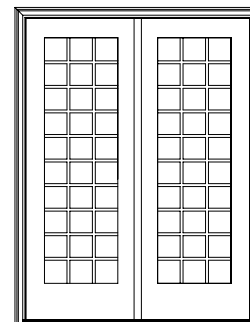
Side door with windows




Side door with windows

AUXILIARY ENTRIES WITH TRIM

Side doors are usually simplified, smaller versions of the main door with arched or flat tops. For flat top doors, flat top flanking windows can be added. French doors are typical for access to porches and verandas. Recessed doors traditionally use 2" brick mould trim.



Two-panel hinged patio door



Gliding patio door

WINDOW HARDWARE

Window hardware is typically made of iron and is almost always black or very dark in color in order to reflect the handmade appearance of early Mission style hardware.



Andersen® window with handle shown in black.

DOUBLE-HUNG HARDWARE

Lock



Sash Lift



Shown in black

FRENCH CASEMENT AND CASEMENT HARDWARE

Folding Handle




Sash Lock



Shown in black

HARDWARE FINISHES



Black



Oil Rubbed
Bronze

Hardware sold separately.
Oil rubbed bronze is a "living" finish that will change with time and use.
Printing limitations prevent exact finish replication. Please see your Andersen supplier for actual finish samples.

DOOR HARDWARE

Door hardware is often similar in appearance to window hardware. It may have a handmade look and is generally black or very dark in color.

Andersen Authenticity

Andersen offers a choice of main entry door hardware that beautifully complements Mission Revival style homes. Yuma,[®] Encino and Newbury hardware are all made of solid, forged brass for a substantial look and feel that is in keeping with Mission Revival style architecture. Plus, each is available in a range of finishes to fit your specific design.

ENCINO[®]
Distressed Bronze



Hinged

NEWBURY[®]
Oil Rubbed Bronze



Hinged

HARDWARE FINISH OPTIONS



Distressed
Bronze



Oil Rubbed
Bronze

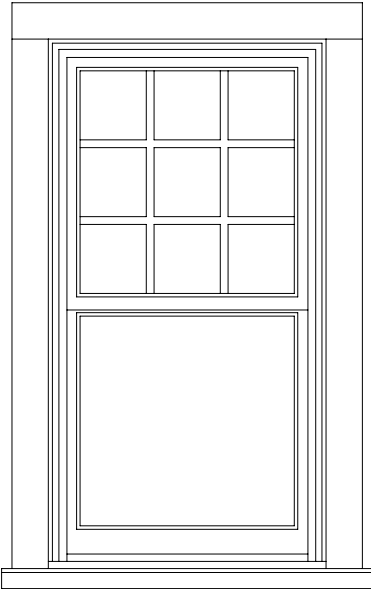
Hardware sold separately.
Oil rubbed bronze is a "living" finish that will change with time and use.
Printing limitations prevent exact finish replication. Please see your Andersen supplier for actual finish samples.

EXTERIOR TRIM STYLE ELEMENTS


Mission Revival style homes with recessed windows have either 2" brick mould or stucco that returns into the frame. When windows aren't recessed, simple 3 1/2" flat casing is appropriate.



ALTERNATIVE EXTERIOR TRIM STYLE



Flat casing for head and jamb with an extended sill nose. Appropriate for applications where window is not recessed into wall.



Flat casing with backband for head and jamb with an extended sill nose. Appropriate for applications where window is not recessed into wall.

Andersen Authenticity

You can design your own custom trim profiles with E-Series products, plus match or contrast the trim of the windows and doors with any of 50 exterior colors, custom colors and anodized finishes.

For authentic Mission Revival styling, or to create a variance all your own, A-Series products provide a choice of three exterior trim profiles and three head trim options. A-Series exterior trim is available in 11 colors, so you can match or complement your window and door colors to create a variety of looks.


To learn more about Andersen® trim options, visit andersenwindows.com/exteriortrim.



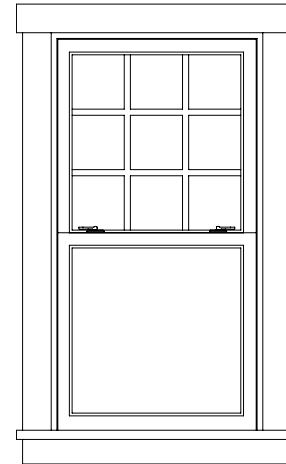
INTERIOR TRIM STYLE ELEMENTS

A variety of stylistic approaches were used in the interior of Mission Revival style homes. Interiors were most often treated with a Craftsman style or a Spanish Colonial Revival style. Influences of both of these styles are found in the exterior elements of the Mission Revival style. Occasionally interiors also featured other Colonial Revival styles such as Georgian and Federal.

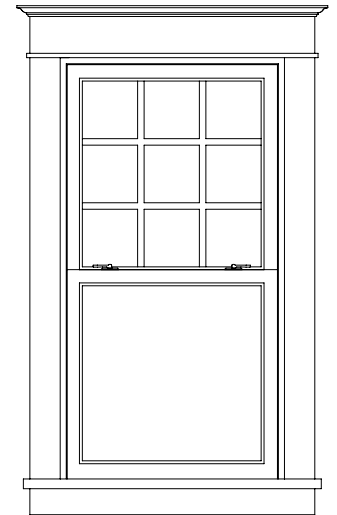
ALTERNATIVE INTERIOR TRIM STYLES



Window recessed in wall without head and jamb casing. Sill is simple rectangular profile with eased edge that projects beyond face of wall.



Flat casing for jambs with enlarged flat casing for head trim.

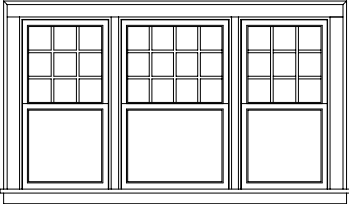
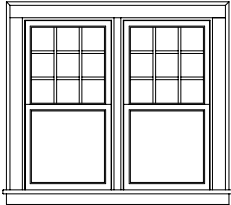


Flat casing for jambs with head trim featuring taenia, frieze and modest crown moulding.

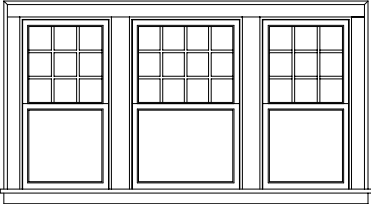
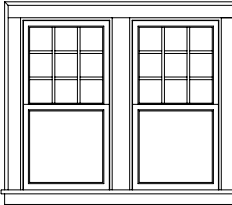
ALTERNATIVE GROUPING AND INTERIOR TRIM STYLES



Groupings shown with narrow mull spacing

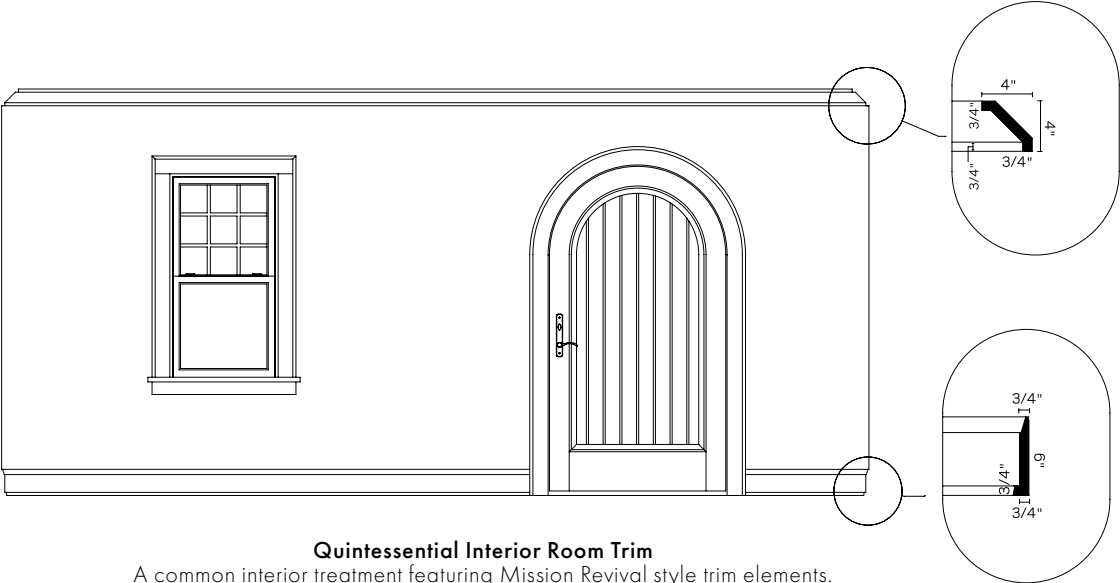


Groupings shown with wide mull spacing



WINDOW, DOOR & TRIM PROPORTIONALITY

Choosing the right combination of interior trim profiles and size requires careful consideration of everything from house style and room dimensions to furnishings and room function.



Quintessential Interior Room Trim

A common interior treatment featuring Mission Revival style trim elements.

MISSION REVIVAL ANDERSEN® PRODUCT INDEX



Double-hung window (exterior)

- 2" brick mould trim: Sandtone
- Frame exterior: Cinnamon Toast
- Sash exterior: Cinnamon Toast
- Specified equal light grille pattern

Shown on pages 5, 6, 8 and 20.



Double-hung window (interior)

- Frame interior: Oak with Russet finish
- Sash interior: Oak with Russet finish
- Specified equal light grille pattern
- Sash locks: Oil Rubbed Bronze finish

Shown on pages 6, 8 and 22.



Double-hung window combination (exterior)

- 2" brick mould trim: Sandtone
- Frame exterior: Cinnamon Toast
- Sash exterior: Cinnamon Toast
- Specified equal light grille pattern

Shown on pages 5 and 21.



Double-hung window combination (interior)

- Frame interior: Oak with Russet finish
- Sash interior: Oak with Russet finish
- Specified equal light grille pattern
- Sash locks: Oil Rubbed Bronze finish

Shown on pages 23.



Hinged inswing patio door with half circle transom (exterior)

- 2" brick mould trim: Sandtone
- Frame exterior: Cinnamon Toast
- Sash exterior: Cinnamon Toast
- Door exterior: Cinnamon Toast
- Specified equal light grille pattern (door and transom)
- Riviera door hardware: Oil Rubbed Bronze finish

Shown on pages 5 and 7.



Springline full panel single door (333) (exterior)

- 2" brick mould trim: Sandtone
- Panel exterior: Oak with Russet finish
- Newbury door hardware: Oil Rubbed Bronze finish

Shown on page 7.



"Andersen" and all other marks where denoted are trademarks of Andersen Corporation.
©2020 Andersen Corporation. All rights reserved. 12/20 Part #9103595